

Tarea Seminario 6

Busca las revistas de pediatría del año 2018 en JCR y SJR.

- EN JCR

- ¿Cuál es la revista con el mayor número de citas?
- ¿Hay alguna revista española? ¿Cuál?

En JCR hay 124 revistas de pediatría

The screenshot shows the 'Compare Journals' interface on the Clarivate JCR website. The browser's address bar displays 'jcr.clarivate.com/JCRJournalHomeAction.action?'. The sidebar on the left contains several filter sections:

- Compare Journals**
- View Title Changes** (with a red exclamation mark icon)
- Select Journals** (with a left arrow icon)
- Select Categories** (with a downward arrow icon):
 - OPTICS
 - ORNITHOLOGY
 - ORTHOPEDICS
 - OTORHINOLARYNGOLOGY
 - PALEONTOLOGY
 - PARASITOLOGY
 - PATHOLOGY
 - PEDIATRICS
- Select JCR Year**: 2018
- Select Edition**:
 - SCIE
 - SSCI

The main table displays the following data:

Select All		Full Journal Title	Total Cites	Journal Impact Factor	Eigenfactor Score
<input type="checkbox"/>	118	Pediatric Allergy Immunology and Pulmonology	214	0.551	0.00057
<input type="checkbox"/>	119	Archivos Argentinos de Pediatría	686	0.506	0.00096
<input type="checkbox"/>	120	ARCHIVES DE PEDIATRIE	1,408	0.362	0.00126
<input type="checkbox"/>	121	MONATSSCHRIFT KINDERHEILKUNDE	480	0.353	0.00028
<input type="checkbox"/>	122	ZEITSCHRIFT FÜR GEBURTSHILFE UND NEONATOLOGIE	204	0.304	0.00025
<input type="checkbox"/>	123	TURKISH JOURNAL OF PEDIATRICS	978	0.275	0.00111
<input type="checkbox"/>	124	Hong Kong Journal of Paediatrics	126	0.197	0.00013
<input type="checkbox"/>	124	Journal of Pediatric Infectious Diseases	65	0.197	0.00005

En SJR hay 303 revistas de pediatría

google - x | Planificac - x | Edublog - x | Curso 20 - x | TAREA D - x | Tu sitio - x | SCImago - x | Journal F - x | InCites - x | Presenta - x | + -

scimagojr.com/journalrank.php?category=2735&area=2700&type=j&order=tc&ord=desc

Aplicaciones | Gmail | YouTube | Maps | cxx

Home | Journal Rankings | Country Rankings | Viz Tools | Help | About Us

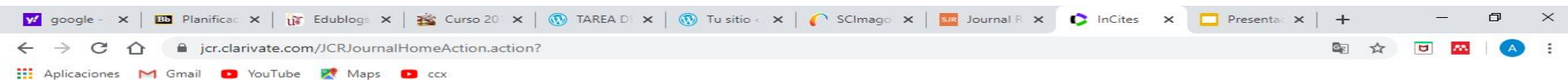
Medicine | Pediatrics, Perinatology and Child Health | All regions / countries | Journals | 2018

Only Open Access Journals Only SciELO Journals Only WoS Journals ? Display journals with at least 0 Citable Docs. (3years) Apply

Download data
1 - 50 of 303 < >

Title	Type	SJR	H index	Total Docs. (2018)	Total Docs. (3years)	Total Refs. (2018)	↓ Total Cites (3years)	Citable Docs. (3years)	Cites / Doc. (2years)	Ref. / Doc. (2018)	
1 Pediatrics	journal	2.996 Q1	311	868	2474	23937	12214	2106	5.14	27.58	
2 Journal of Pediatrics	journal	1.223 Q1	188	872	2654	21790	6203	2238	2.68	24.99	
3 JAMA Pediatrics	journal	5.031 Q1	161	388	1057	6157	5097	496	9.89	15.87	
4 Pediatric Blood and Cancer	journal	1.324 Q1	93	558	1452	15378	3264	1206	2.44	27.56	

Revista en JCR con más citas es Pediatrics con 80,070 citas



Go to Journal Profile		Journals By Rank	Categories By Rank			
<input type="text" value="Master Search"/>		Journal Titles Ranked by Impact Factor				
Compare Journals		Compare Selected Journals	Add Journals to New or Existing List		Customize Indicators	
View Title Changes		Select All	Full Journal Title	Total Cites	Journal Impact Factor	Eigenfactor Score
Select Journals		<input type="checkbox"/>	1 PEDIATRICS	80,070	5.401	0.10924
Select Categories		<input type="checkbox"/>	2 JOURNAL OF PEDIATRICS	32,002	3.739	0.04500
<input type="checkbox"/> OPTICS		<input type="checkbox"/>	3 JOURNAL OF THE AMERICAN ACADEMY OF CHILD AND ADOLESCENT PSYCHIATRY	19,942	6.391	0.01935
<input type="checkbox"/> ORNITHOLOGY		<input type="checkbox"/>	4 JOURNAL OF PEDIATRIC SURGERY	17,032	2.092	0.01560
<input type="checkbox"/> ORTHOPEDICS		<input type="checkbox"/>	5 ARCHIVES OF DISEASE IN CHILDHOOD	16,646	3.158	0.01463
<input type="checkbox"/> OTORHINOLARYNGOLO		<input type="checkbox"/>	6 JOURNAL OF ADOLESCENT HEALTH	15,535	4.021	0.02923
<input type="checkbox"/> PALEONTOLOGY		<input type="checkbox"/>	7 PEDIATRIC RESEARCH	13,760	2.880	0.01475
<input type="checkbox"/> PARASITOLOGY		<input type="checkbox"/>	8 ACTA PAEDIATRICA	12,973	2.265	0.01420
<input type="checkbox"/> PATHOLOGY						
<input checked="" type="checkbox"/> PEDIATRICS						

En JCR aparece solo una revista española "Anales de Pediatría"

The screenshot shows the JCR website interface. On the left, there is a sidebar with navigation options: "Go to Journal Profile" (with a search box containing "Master Search"), "Compare Journals", "View Title Changes" (with a red exclamation mark icon), "Select Journals", "Select Categories", "Select JCR Year" (set to 2018), "Select Edition" (with checkboxes for SCIE and SSCI), and "Open Access" (with a checkbox for Open Access). The main content area is titled "Journals By Rank" and "Categories By Rank". Under "Journals By Rank", there is a section "Journal Titles Ranked by Impact Factor". Below this, there are three tabs: "Compare Selected Journals", "Add Journals to New or Existing List", and "Customize Indicators". A table displays the search results for "ANALES DE PEDIATRIA".

Select All	Full Journal Title	Total Cites	Journal Impact Factor	Eigenfactor Score
<input type="checkbox"/>	1 ANALES DE PEDIATRIA	1,023	1.166	0.00108

The browser's address bar shows the URL: <https://jcr.clarivate.com/JCRJournalHomeAction.action?#>. The Windows taskbar at the bottom shows the search bar with the text "Escribe aquí para buscar" and the system tray with the time 12:51 and date 17/01/2020.

De la revista con el mayor número de citas indica:

- Número total de citas recibidas.
- Factor de impacto.
- Del total de revistas de su categoría, ¿qué posición ocupa?
- ¿En qué cuartil se encuentra?

Como anteriormente hemos comentado la revista con un mayor número de citas es “Pediatrics” con 80.070 citas

Su factor de impacto es :5,401

Del total de todas las revistas de Pediatría ocupa el tercer lugar

Se encuentra en el cuartil 1 (Q1)

Go to Journal Profile

Master Search 🔍

Compare Journals

View Title Changes !

Select Journals ⏪

Select Categories ▼

- PALEONTOLOGY
- PARASITOLOGY
- PATHOLOGY
- PEDIATRICS
- PERIPHERAL VASCULAR DISEASE
- PHARMACOLOGY & PHARMACY
- PHYSICS, APPLIED

Select ICB Year

Journal Titles Ranked by Impact Factor

Compare Selected Journals Add Journals to New or Existing List Customize Indicators

Select All		Full Journal Title	Total Cites	Journal Impact Factor	Eigenfactor Score
<input type="checkbox"/>	1	JAMA Pediatrics	8,016	12.004	0.04429
<input type="checkbox"/>	2	JOURNAL OF THE AMERICAN ACADEMY OF CHILD AND ADOLESCENT PSYCHIATRY	19,942	6.391	0.01935
<input checked="" type="checkbox"/>	3	PEDIATRICS	80,070	5.401	0.10924
<input type="checkbox"/>	4	PEDIATRIC ALLERGY AND IMMUNOLOGY	4,360	4.654	0.00651
<input type="checkbox"/>	5	JOURNAL OF ADOLESCENT HEALTH	15,535	4.021	0.02923
<input type="checkbox"/>	6	Seminars in Fetal & Neonatal Medicine	2,428	3.846	0.00467
<input type="checkbox"/>	7	Archives of Disease in Childhood-Fetal and Neonatal Edition	4,193	3.776	0.00840
<input type="checkbox"/>	8	EUROPEAN CHILD &	5,186	3.740	0.00927

The data in the two graphs below and in the Journal Impact Factor calculation panels represent citation activity in 2018 to item... They detail the components of the Journal Impact Factor. Use the "All Years" tab to access key metrics and additional data for t...

¿Quieres traducir esta página?

Traducir

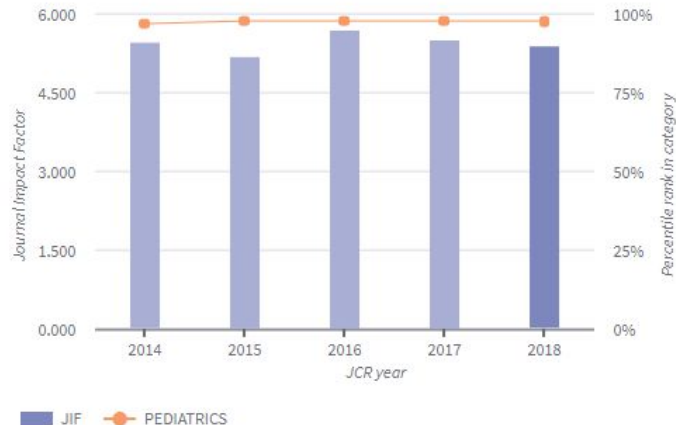
Configuración

Journal Impact Factor Trend 2018

[Printable Version](#)

5.401

2018 Journal Impact Factor

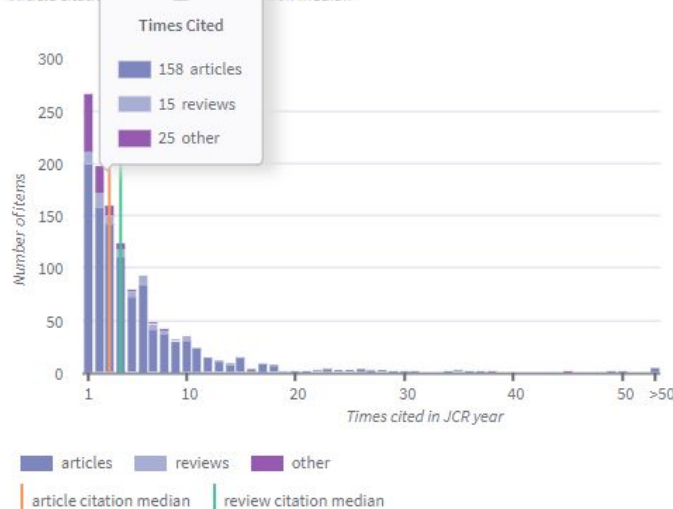


Citation distribution 2018

[Printable Version](#)

3

Article citation... citation median



Journal Impact Factor Calculation

Journal Impact Factor contributing items

[Show all](#)

Rank

JCR Impact Factor i

JCR Year ↓	PEDIATRICS		
	Rank	Quartile	JIF Percentile
2018	3/125	Q1	98.000
2017	3/124	Q1	97.984
2016	3/121	Q1	97.934
2015	3/120	Q1	97.917
2014	4/120	Q1	97.083

ESI Total Citations i



EN SJR

- ¿Cuántas revistas españolas hay de la categoría de nutrición y dietética, en el área temática de Enfermería?
- ¿Cuál ocupa el primer lugar?

Revistas españolas de Enfermería y de la categoría de nutrición y dietética hay 5

La revista “Nutrición Hospitalaria” ocupa el primer lugar

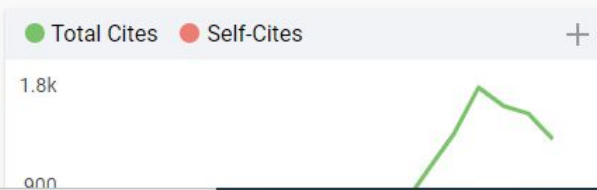
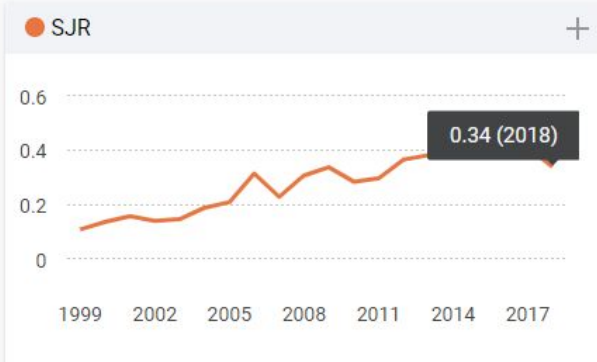
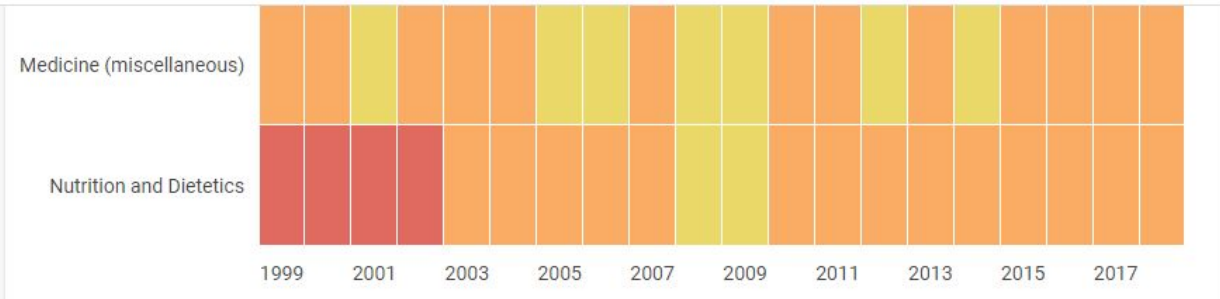
De dicha revista indica

- ¿Cuál es su SJR en 2018?
- ¿Cuál es su índice H?
- N° de autocitas en 2018

SJR en 2018:0,34

Indice H:43

Número de autocitas en 2018:112



Nutricion Hospitalaria

43

H Index

Country	Spain -  SJR Ranking of Spain
Subject Area and Category	Medicine Medicine (miscellaneous) Nursing Nutrition and Dietetics
Publisher	Grupo Aula Medica S.A.
Publication type	Journals
ISSN	16995198, 02121611
Coverage	1989-ongoing
Scope	Nutrición Hospitalaria nace como continuación del Boletín de SENPE (1981-1983) y de la Revista de SENPE (1984-1985). Es el órgano oficial de expresión de la Sociedad Española de

